


Family Play Trail information

Length: 1 hour (approx.)

Terrain: Paths are hard surfaced and steep at times. May be muddy


Waymarking: Follow the fish!

If you enjoyed our Family Play Trail
why not try



Our Riverside Trail
Explore our riverside
woodlands and
meadows

Our Woodland Trail
Explore our three
distinctly different
woodlands



Our History Trail
Uncover the hidden, and
sometimes forgotten,
history of lives in the
Severn Valley landscape

For more
information about
the project, visit

@SevernUnlocked

www.unlockingthesevern.co.uk



Play Area



Picnic Spots



What's next?

There's so much
more to discover at
**Severn Valley
Country Park!**

Pools and wetlands



Bird Hides



Visitor Centre



Wonderful Wildlife




Waymarked walks



Shropshire's
**GREAT
OUTDOORS**



Severn Valley
Country Park



**UNLOCKING
THE SEVERN**

Discover our Family Play Trail



Our fun Family Play Trail will take you on a
walk of discovery from the visitor centre
to the river and back again!



Severn
Rivers Trust

NATURAL
ENGLAND





Eel balancing beams



Twaite Shad



Dragonfly



Ducks

Visitor centre,
toilets & car
park



Follow the fish
to find all play
equipment on
our trail!
Have fun!



Eel Basket Climbing Frame



Severn Trow and bargeman



Otter



Dipper



Sunken Barge



Bull Rushes



Waterfall climbing frame



Canal Lock Steps and Slide

The trail is inspired by the wildlife and heritage of the River Severn, and features a series of exciting play sculptures. The trail was funded by *Unlocking the Severn*, a project to restore the migration route of the twaite shad fish. Each spring shoals of shad travel up the Severn to reach their ideal spawning grounds.